


INSTALLATION INSTRUCTIONS BATH ACCESSORIES



These instructions are for installing *Dawn.* bath accessories.
Please read all instructions carefully before starting the installation.

TABLE OF CONTENTS

Preparation	2
Materials & Tools	2
Installation	3
Care and Cleaning	5
Warranty	6
Return Policy	6
Asking for Assistance	6



**BATH ACCESSORIES
INSTALLATION INSTRUCTIONS**

PREPARATION

● **Before You Begin**

Before installing any Dawn product in your new or remodeled kitchen, you should make sure that you are in compliance with all local plumbing codes.

● **Check The Accessory Items**

Before installation, please check the condition of the product and, if appropriate, its components. If there is any problem with the product and/or its components, please contact the store you purchased it from for a replacement. As soon as you have inspected your product, please return it to its original packaging until you are ready to install it.

● **Handle With Care**

To protect the finish of the product and avoid any possible damage before and after installation, please handle the product with care. Wipe the product clean with a damp cloth. Use only water or a non-abrasive detergent, and wipe dry with a clean cloth.

MATERIALS & TOOLS

Screws and Hexangular Screwdriver (included in Dawn Accessory Package)

Eye Protection (Safety Glasses)

Pencil

Tape Measure

Other tools as needed

**BATH ACCESSORIES
INSTALLATION INSTRUCTIONS**

INSTALLATION

IMPORTANT: The installer maintains responsibility for installing the product safely.

- **STEP 1: Decide The Location**
Measure and mark on the wall your desired locations of the accessory item.
- **STEP 2: Remove Mounting Stand Or Screw Cover**
Each accessory item has mounting stand(s) or screw cover(s).

Square Series:
Mounting Stand

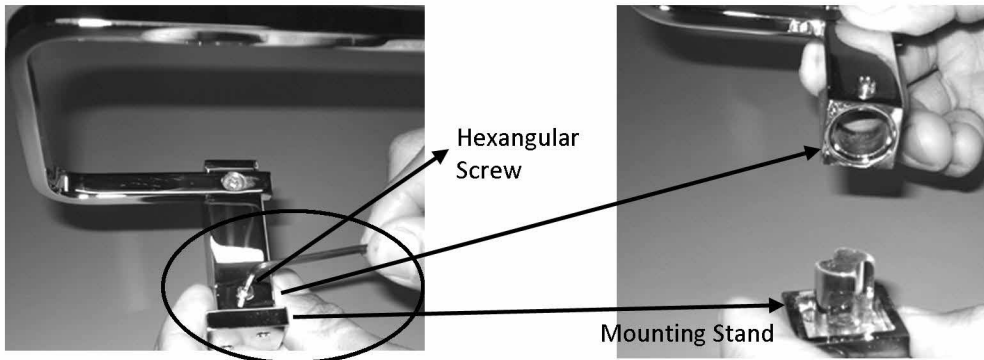


Button Series:
Screw Cover



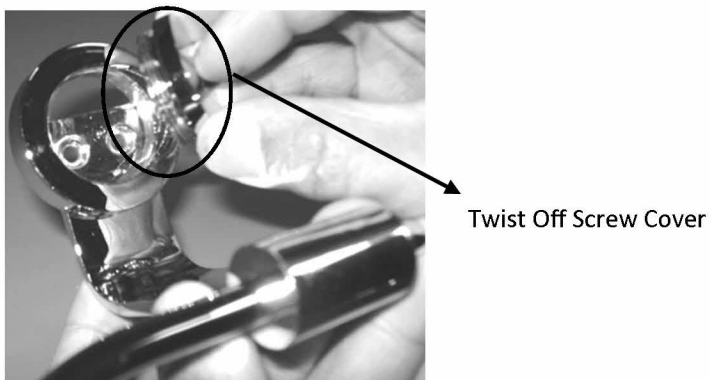
— *Accessory items with Mounting Stand(s):*

Remove the mounting stand(s) by unscrewing the hexangular screw on the bottom of the accessory item's mounting end. Use the screwdriver included in the accessory package.



— *Accessory items with Screw Cover(s):*

Twist off the screw cover(s) on the mounting end of the accessory item.



**BATH ACCESSORIES
INSTALLATION INSTRUCTIONS**


INSTALLATION

IMPORTANT: The installer maintains responsibility for installing the product safely.


● **STEP 3: Install The Accessory Item**

— *Accessory items with Mounting Stand(s):*

Align the mounting stand to your desired location on the wall and fasten it with the screws included in the accessory package. Assemble the accessory item onto the mounting stand by screwing in the hexangular screws (as indicated in STEP 2).



Screw Holes On Mounting Stand




Hexangular Screws




— *Accessory items with Screw Cover(s):*

Align the accessory item to your desired location on the wall. Fasten the accessory item by screwing the screws included in the accessory package into the prepared screw holes on the mounting end of the accessory item. Assemble the screw cover(s).



Screw Holes On The Mounting End of
Accessory Item




Assemble Screw Cover

**BATH ACCESSORIES
INSTALLATION INSTRUCTIONS**

CARE AND CLEANING


To maintain the product and to avoid possible damage, please use caution when cleaning and always follow the manufacturer's instructions.

- Clean as and when required. Regular cleaning prevents scale buildup and water spotting.
- To clean, flush with clean water and dry with a soft cloth.
- To remove scale or water spots, only use cleaners made specifically for that purpose. Apply cleaners to cleaning cloths, pads, or sponges first; do not apply directly onto the product.
- Do not allow any cleaning product to remain on your faucet for longer than necessary.
- Do not use any abrasive cleaning products, such as scrubbing detergent, polisher, sand-cloth, paper tissue, or scraper.
- Do not use detergents or soaps that contain acid or that are undissolvable.
- After cleaning, rinse thoroughly with clean water to remove any cleaner residue.



LEGAL DISCLAIMER:

- This instruction guide is done as a public service to customers of Dawn Kitchen & Bath Products, Inc. ("Dawn"). For special situations or further assistance, please consult professionals.
- All products should be inspected by customers upon receipt and before any preparation for installation. Any defective product should be reported immediately and should NOT be installed.
- Requirements may vary for installation in a granite, marble, stone, or butcher block countertop.
- Installation by professional installers is highly recommended. Dawn assumes no liability for any damages incurred through the use of information provided in this publication or the installation.



BATH ACCESSORIES
INSTALLATION INSTRUCTIONS

WARRANTY

All Dawn products have been manufactured and tested to the highest quality standards by Dawn Kitchen & Bath Products, Inc. ("Dawn"). This warranty is limited to Dawn products purchased and installed in the United States. Dawn Kitchen & Bath Products, Inc. warrants its products to be free from manufacturing defects in material and workmanship during normal residential use for as long as the original consumer purchaser owns his or her home. This warranty only extends to the original consumer purchaser and this warranty is non-transferable. If any defect is found in normal residential use, Dawn Kitchen & Bath Products, Inc. will, at its election, repair, provide a replacement part of product, or make appropriate adjustment at no charge (excluding labor charges and other incidental or consequential costs). Damage to a product caused by accident, misuse, or abuse is NOT covered by this warranty. Improper care and cleaning will void the warranty. If Dawn is unable to provide a replacement and repair cannot be made, Dawn may elect to refund the purchase price to the original consumer purchaser in exchange for the return of the product. (IMPORTANT: The original consumer purchaser should be responsible for inspecting products upon receipt. Any defective product should be reported immediately and should NOT be installed.)

THIS WARRANTY DOES NOT COVER, AND DAWN DISCALIMS ANY LIABILITY FOR:

- Conditions or damage NOT resulting from defects in material or workmanship.
• Conditions or damage resulting from
1 normal wear and tear, improper installation, improper maintenance, misuse, abuse, negligence, accident or alteration, or
2 the use of abrasive cleaning products or the use of the product in any manner contrary to the product instructions, or
3 conditions in the home such as excessive water pressure or corrosion.
• Labor, shipping, or other costs for the disconnection, deinstallation, or return of the product for warranty service, or costs for installation or reinstallation of the product.
• Parts, accessories, connected materials, or related products not manufactured by Dawn.

Dawn reserves the right to inspect any Dawn product reported to be defective prior to any repair or replacement. Repair and replacement costs EXCLUDE shipping, labor, and consequential expenses. To request warranty service, please contact Dawn Customer Service at toll-free 1-877-Dawn-USA. NOTE: Proof of purchase (original sales receipt) and description of problem must be provided with all warranty claims.

RETURN POLICY

You may only return new, uninstalled, or unused items sold and fulfilled by Dawn Kitchen & Bath Products, Inc. for a full refund within 30 days of delivery. Items must be returned in its original package. Returns of used items or returns after 30 days of delivery may be accepted with a 15% restocking fee. Dawn will pay for return shipping costs only if the return is a result of our fault. If you receive a faulty product and need to exchange it for the same product, please contact our customer service via phone, fax, or e-mail to request a replacement. If you would like to exchange a product for a different one, please first return the original product to our location at 27688 Industrial Blvd., Hayward, CA 94545 and then place a new order.

PARTIAL REFUNDS MAY BE GIVEN TO:

- Most of the items that are returned after 30 days of delivery
• Any item not returned in the condition it was delivered
• Any item that has obvious signs of use
• A 15% restocking fee will apply to all used items or items returned after 30 days of delivery.

ASKING FOR ASSISTANCE

Customer Service Department
Dawn Kitchen & Bath Products, Inc.
27688 Industrial Blvd., Hayward, CA 94545
Toll-Free: 877-DAWN-USA (877-329-6872)
Tel: 510-723-0088 Fax: 510-723-0099
E-mail: dp@dawnusa.net Web: www.dawnusa.net